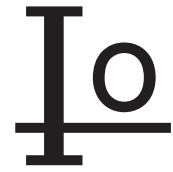


6A05 THRU 6A10

6.0 AMP SILICON RECTIFIERS



FEATURES

- * Low forward voltage drop
- * High current capability
- * High reliability
- * High surge current capability

MECHANICAL DATA

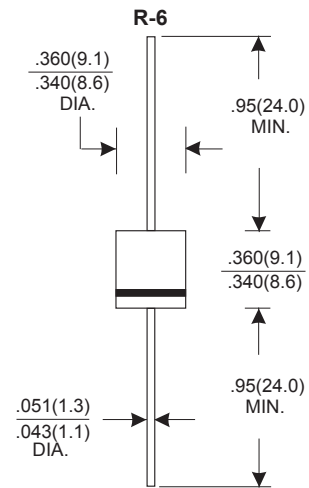
- * Case: Molded plastic
- * Epoxy: UL 94V-0 rate flame retardant
- * Lead: Axial leads, solderable per MIL-STD-202, method 208 guaranteed
- * Polarity: Color band denotes cathode end
- * Mounting position: Any
- * Weight: 2.0395 grams
- * Lead Free Finish/RoHS Compliant

VOLTAGE RANGE

50 TO 1000 Volts

CURRENT

6.0 Amperes



Dimensions in inches and (millimeters)

MAXIMUM RATINGS AND ELECTRICAL CHARACTERISTICS

Rating 25°C ambient temperature unless otherwise specified.
Single phase half wave, 60Hz, resistive or inductive load.
For capacitive load, derate current by 20%.

TYPE NUMBER	6A05	6A1	6A2	6A4	6A6	6A8	6A10	UNITS
Maximum Recurrent Peak Reverse Voltage	50	100	200	400	600	800	1000	V
Maximum RMS Voltage	35	70	140	280	420	560	700	V
Maximum DC Blocking Voltage	50	100	200	400	600	800	1000	V
Maximum Average Forward Rectified Current								
.375"(9.5mm) Lead Length at Ta=60°C	6.0							A
Peak Forward Surge Current, 8.3 ms single half sine-wave superimposed on rated load (JEDEC method)	400							A
Maximum Instantaneous Forward Voltage at 6.0A	0.95							V
Maximum DC Reverse Current Ta=25°C	10.0							μA
at Rated DC Blocking Voltage Ta=100°C	400							μA
Typical Junction Capacitance (Note 1)	100							pF
Typical Thermal Resistance RθJA (Note 2)	10							°C/W
Operating and Storage Temperature Range Tj, Tstg	-65 — +150							°C

NOTES:

1. Measured at 1MHz and applied reverse voltage of 4.0V D.C.
2. Thermal Resistance from Junction to Ambient .375" (9.5mm) lead length.

RATING AND CHARACTERISTIC CURVES (6A05 THRU 6A10)

FIG.1-TYPICAL FORWARD CHARACTERISTICS

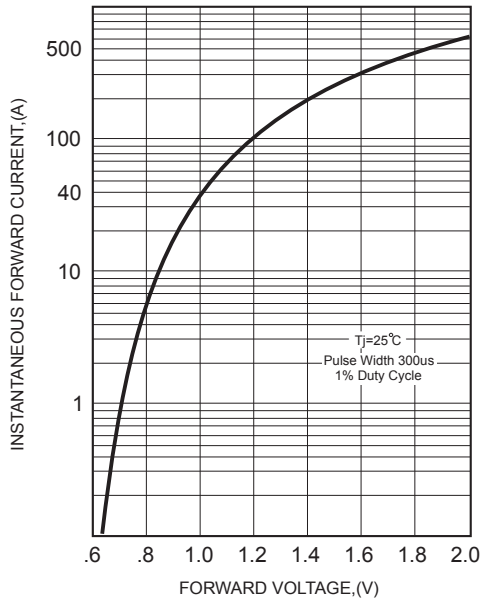


FIG.2-TYPICAL FORWARD CURRENT DERATING CURVE

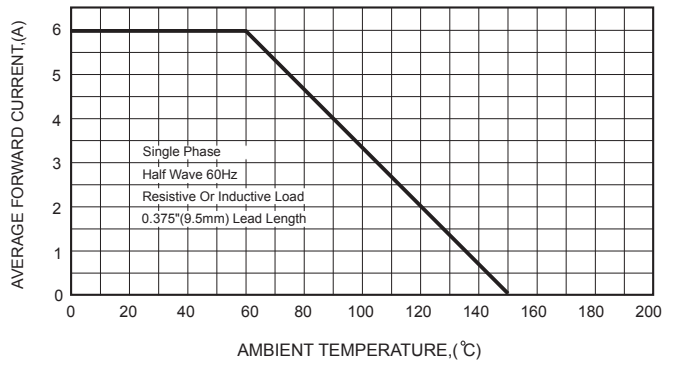


FIG.4-MAXIMUM NON-REPETITIVE FORWARD SURGE CURRENT

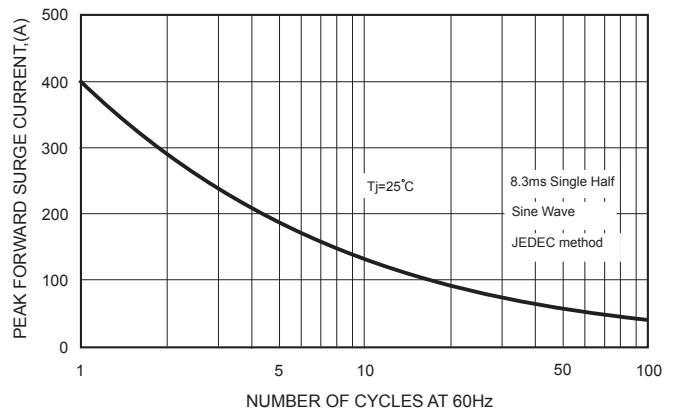


FIG.3 - TYPICAL REVERSE CHARACTERISTICS

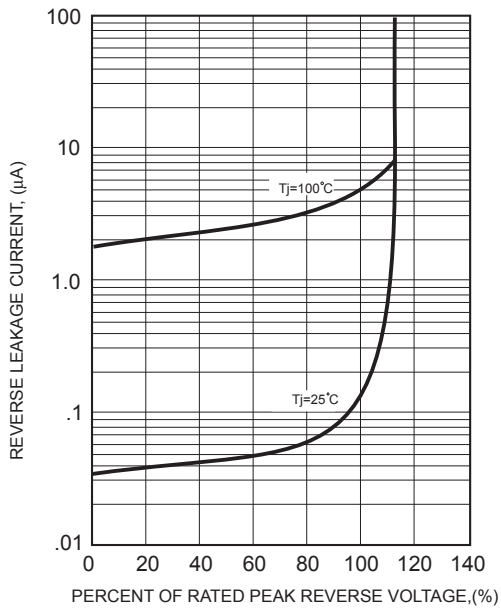


FIG.5 - TYPICAL THERMAL RESISTANCE VS. LEAD LENGTH

