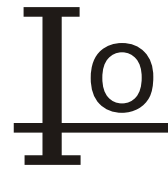


SK315



3.0 AMP SCHOTTKY BARRIER RECTIFIERS

FEATURES

- * Low forward voltage drop
- * High current capability
- * High reliability
- * High surge current capability
- * Epitaxial construction
- * Lead Free Finish/RoHS Compliant

MECHANICAL DATA

- * Case: Molded plastic
- * Epoxy: UL 94V-0 rate flame retardant
- * Lead: Axial leads, solderable per MIL-STD-202, method 208 guranteed
- * Polarity: Color band denotes cathode end
- * Mounting position: Any
- * Weight: 0.066 grams

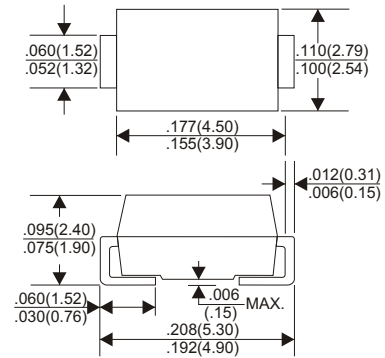
VOLTAGE RANGE

150 Volts

CURRENT

3.0 Ampere

DO-214AC



Dimensions in inches and (millimeters)

MAXIMUM RATINGS AND ELECTRICAL CHARACTERISTICS

Rating 25°C ambient temperature unieess otherwies specified.
Single phase half wave, 60Hz, resistive or inductive load.
For capacitive load, derate current by 20%.

TYPE NUMBER	SK315	UNITS
Maximum Recurrent Peak Reverse Voltage	150	V
Maximum RMS Voltage	105	V
Maximum DC Blocking Voltage	150	V
Maximum Average Forward Rectified Current		
See Fig. 1	3.0	A
Peak Forward Surge Current, 8.3 ms single half sine-wave superimposed on rated load (JEDEC method)	80	A
Maximum Instantaneous Forward Voltage at 3.0A	0.90	V
Maximum DC Reverse Current Ta=25°C	500	uA
at Rated DC Blocking Voltage Ta=100°C	30	mA
Typical Junction Capacitance (Note1)	250	pF
Typical Thermal Resistance R JA (Note 2)	20	°C/W
Operating Temperature Range Tj	-65 — +150	°C
Storage Temperature Range TSTG	-65 — +150	°C

NOTES:

1. Measured at 1MHz and applied reverse voltage of 4.0V D.C.
2. Thermal Resistance Junction to Ambient Vertical PC Board Mounting 0.5"(12.7mm) Lead Length.

RATING AND CHARACTERISTIC CURVES (SK315)

FIG.1-TYPICAL FORWARD CURRENT DERATING CURVE

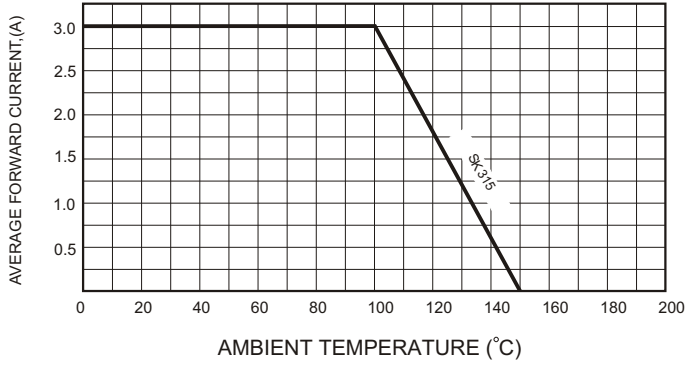


FIG.2-TYPICAL FORWARD CHARACTERISTICS

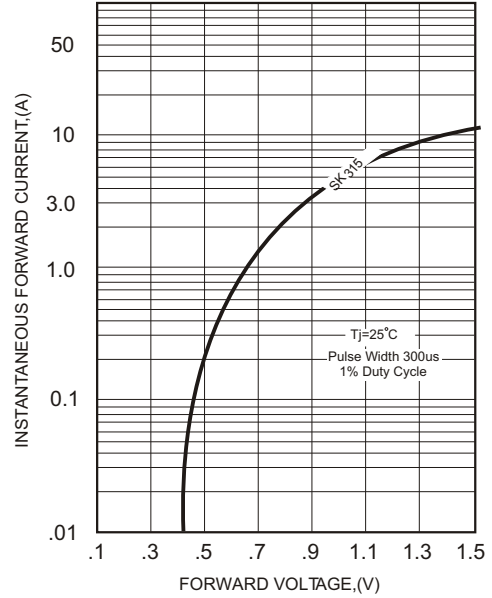


FIG.3-MAXIMUM NON-REPETITIVE FORWARD SURGE CURRENT

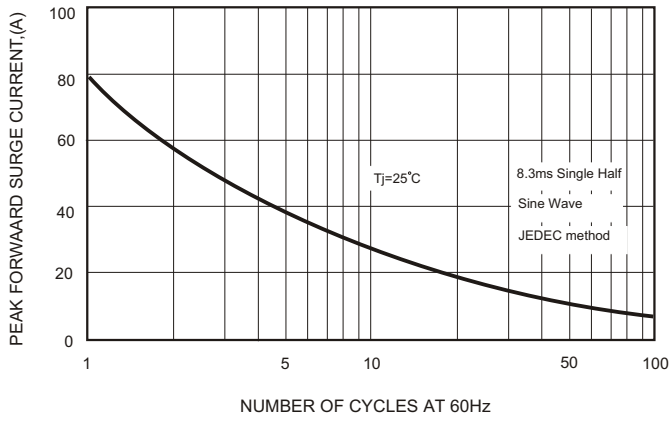


FIG.4-TYPICAL JUNCTION CAPACITANCE

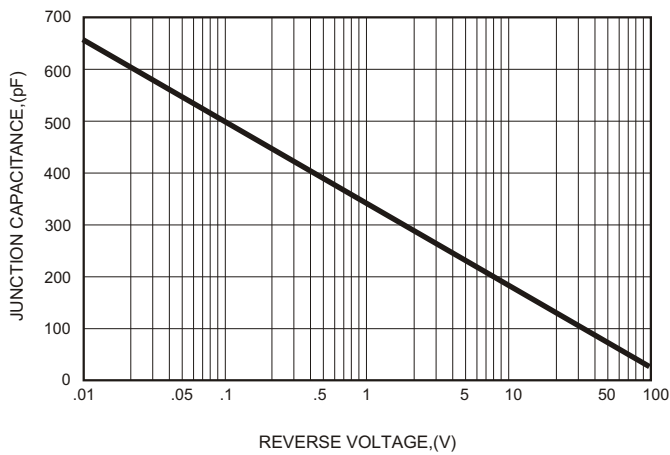


FIG.5 - TYPICAL REVERSE CHARACTERISTICS

