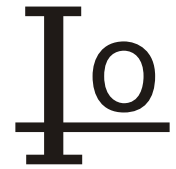


MBR3045LFCT

LOW VF SCHOTTKY BARRIER RECTIFIERS
VOLTAGE 45 Volts CURRENT 30.0 Amperes



VOLTAGE RANGE
45 Volts
CURRENT
30.0 Ampere

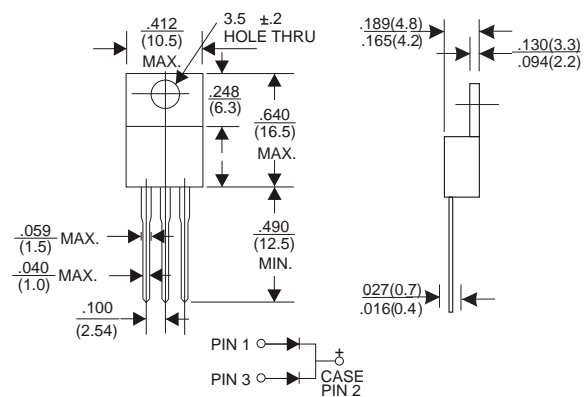
FEATURES

- Low Forward Voltage Drop.
- Guard-Ring for Stress Protection.
- High Current Capability.
- Low Power Loss, High Efficiency.
- Lead Free Finish/RoHS Compliant

MECHANICAL DATA

- Case: ITO-220AB Molded Plastic
- Polarity: Symbols molded or marked on body
- Mounting position : Any

ITO-220AB



Dimensions in inches and (millimeters)

MAXIMUM RATINGS AND ELECTRICAL CHARACTERISTICS

Ratings at 25°C ambient temperature unless otherwise specified.

Characteristic	Symobl	MBR3045LFCT	Unit	
Peak Repetitive Reverse Voltage	VRRM			
Working Peak Reverse Voltage	VRWM	45	V	
DC Blocking Voltage	VR			
Maximum RMS Voltage	VRMS	31.5	V	
Maximum Average Forward Rectified Current	I (AV)	30	A	
Non-Repetitive Peak Surge Current (Surge applied at rate load conditions halfware, single phase, 60Hz)	IFSM	250	A	
Maximum forward voltage	IF=15A	T _J = 25°C	0.52	V
		T _J = 125°C	0.48	
Maximum DC Reverse Current at Rated DC Blocking Voltage	@TC=25°C @TC=125°C	IR	0.5 100	MA
Typical Thermal Resistance	ROJC	2.0	°C/W	
Operating Temperature Range	T _J	-65to+150	°C	
Storage Temperature Range	TSTG	-65to+150	°C	
Voltage Rate of Change (Rated V _R)	dv/dt	10,000	V/μs	

RATING AND CHARACTERISTIC CURVES (MBR3045LFCT)

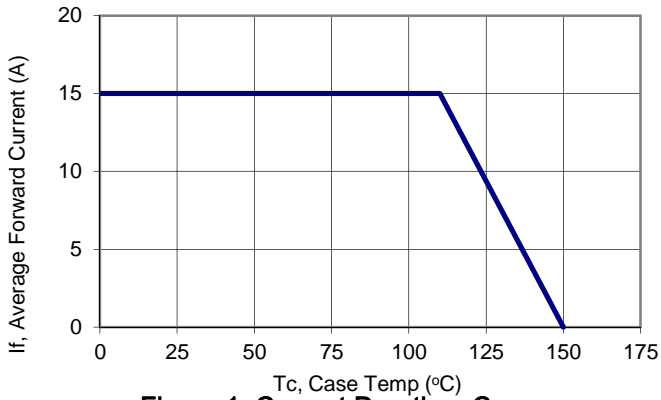


Figure 1: Current Derating, Case

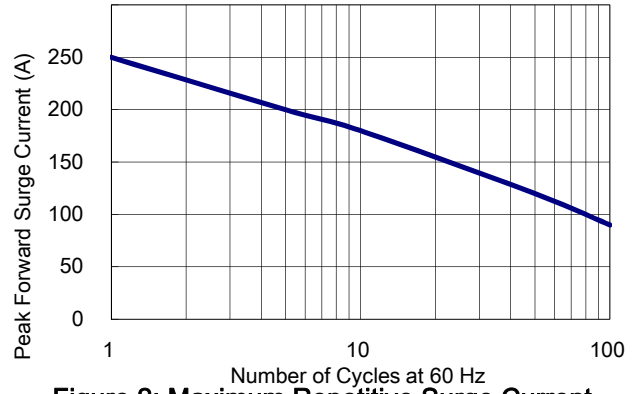


Figure 2: Maximum Repetitive Surge Current

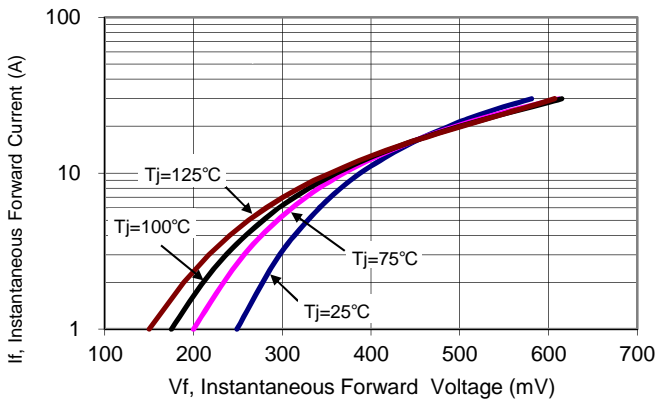


Figure 3: Typical Forward Voltage

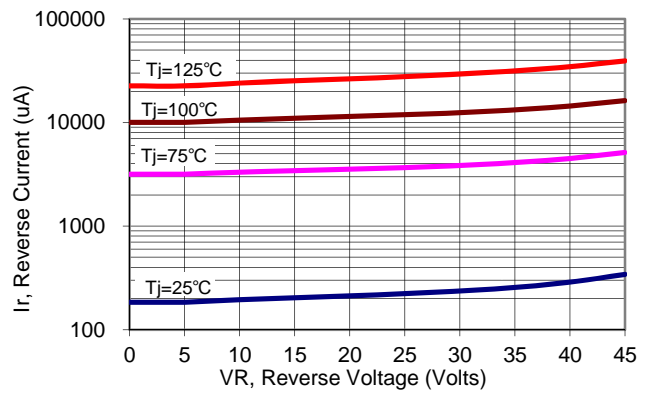


Figure 4: Typical Reverse Current

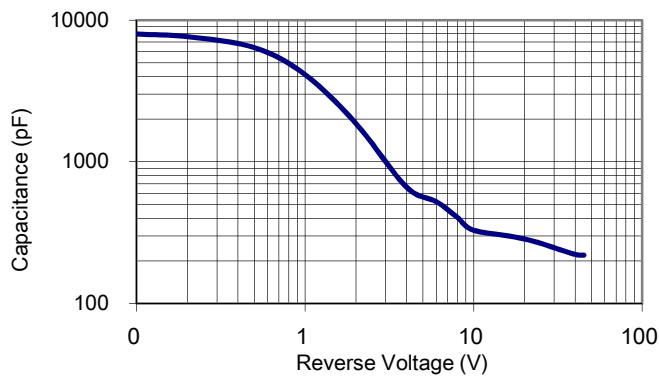


Figure 5: Typical Junction Capacitance